



**BURTON BRADSTOCK
VILLAGE SOCIETY**

**THE VILLAGE
FLOWER & PRODUCE
SHOW 2024**

**VILLAGE HALL
SATURDAY, 13th July 2024**

**Admission £1 Non-Exhibitors, Exhibitors and Children, Free Entry
OPEN at 2.15 pm**

CUP AWARDS at 3.15 pm

ENTRIES CLOSE: WEDNESDAY, 10th JULY 2024 at 8pm

Late entries accepted up to 9.30am on day of show at 70p per entry

**Extra copies of the schedule and entry form may
be obtained from Burton Bradstock Post Office
or Library or downloaded from
www.burtonbradstockvillage.org/villagesociety**



SHOW REGULATIONS

1. The Show entries are restricted to individual members of the Village Society, residents and allotment holders, produce grown within the Parish of Burton Bradstock and children enrolled at Burton Bradstock School.
2. Entries close on WEDNESDAY 10TH JULY at 8.00 pm and all forms must be accompanied by entry fees (if required). Late entries will be accepted up to 9.30 am on the day of the Show at 70p per entry.
3. All exhibits must be grown or made by competitors, except for Pot Plants which must have been in the competitors' possession for at least six months and not previously exhibited at the Burton Bradstock Show. Materials for flower arrangements need not necessarily be grown by competitors.
4. Preparation facilities at the Show are limited. Exhibits should be prepared in advance as far as possible.
5. Exhibitors must stage their entries between 8.00 am and 10.00 am on the day of the Show. Judging will commence at 10.30 am.
6. Only one person from a household is allowed to exhibit in the same class, except in the Children's, Floral Arrangements, Handicraft and Photography classes. Each exhibitor must complete a SEPARATE ENTRY FORM.
7. Exhibitors are not allowed to make more than one entry in the same class in classes 5-56.
8. The judges are empowered to withhold any prizes if entries are too few or if considered unworthy. In all cases the judges' decision shall be final.
9. Competitors must provide their own vases, plates, etc. but the Village Society cannot accept responsibility for their loss or breakage.
10. Exhibitors are asked to mark entries they wish to keep with NOT FOR SALE notice, available from the organisers. Exhibitors are responsible for removal of such exhibits at 3.15 pm and not before. If not removed, it will be assumed they are available for auction. The AUCTION will take place at the end of the Show.

NOTE: ANY EXHIBIT "NOT ACCORDING TO SCHEDULE" MAY BE DISQUALIFIED BY THE JUDGES.

ENTRY FEES – CLASSES 5-68

All entries: 50p each except Children's entries free: Late entries: 70p each.

PRIZES

1st - £1.50, 2nd – 70p, 3rd - 50p & Certificates

See also under 'TROPHIES'.



CHILDREN'S ENTRIES

Class

1. Preschool & Reception, (Little Chicks & Wagtails): The Nest: A combined piece of artwork based on the story "Errol's Garden". This will be exhibited at the show.
2. Children in School Yr.1&2. Robins: "Imprints of Nature: Leaves"
3. Children in School Yr.3&4. Kingfishers: "Pollution Seascape"
4. Children in School Yr.5&6. Owls: Theme "Blackout Poetry"


COOKERY AND HOME PRODUCE (See note 12 and 14 for Classes 5-17)

5. Jar of jam: any fruit
6. Jar of lemon curd: any type
7. Jar of marmalade
8. Jar of chutney or Pickle
9. Six cheese straws
10. A tea loaf,
11. Bread pudding-4 slices
12. Flapjacks-any flavour- 4 slices
13. 4 shortbread biscuits
14. Coffee sponge cake, 8 ins
15. MEN ONLY: Dorset apple cake, 8 ins
16. UNDER 11 ONLY: 2 decorated fairy cakes
17. A Bottle of any homemade wine, spirit wine, beer or cider

OPEN FLORAL EXHIBITS



18. Mini arrangement in an egg cup.
19. Arrangement of fruit, flowers and vegetables in a basket, max 12 x 12 ins
20. One colour arrangement of any 5 stems or 5 different stems of the same colour, 15 ins max
21. Informal arrangement of flowers and foliage in a jug, max 10 ins





OPEN CLASSES

(See General Guidance notes)

22. 3 Courgettes (4 – 6 ins)
 23. 3 Carrots: one variety (see Guidance Notes)
 24. 3 Beetroot (see Guidance Notes)
 25. 4 Pods of Broad Beans
 26. 2 Potatoes: one variety
 27. 3 Onions: this year's crop
 28. 6 Pods of Peas or Mange Touts
 29. 4 varieties of vegetables in a seed tray
 30. 1 Cabbage on 2ins stalk
 31. 5 Sticks of Rhubarb (see Guidance Notes)
 32. 1 Lettuce (see Guidance Notes)
 33. 5 Spring Onions
 34. An exhibit of any other vegetable not named above.
 35. Plate of 6 Strawberries: one variety (to be shown on stalks)
 36. Plate of 8 Raspberries (to be shown on stalks)
 37. 4 Tomatoes with stalks
 38. Plate of 8 Gooseberries with stalks
 39. Plate of Redcurrants: 8 strigs
 40. Plate of Blackcurrants: 8 strigs
 41. An exhibit of any other soft fruit not named above.
 42. An amusing, ugly misshapen vegetable or fruit, entitled. No added props.
 43. 1 Pot plant, flowering: single plant only
 44. 1 Pot plant, cactus or succulent
 45. 1 Rose bloom: remove any extra buds.
 46. Cycle of a Rose bloom: 1 bud in colour, 1 flower in bloom and 1 full blown flower (all the same variety, a single stem of each accepted)
 47. 2 Stems Floribunda (cluster) Roses
 48. 5 Pansy blooms
 49. 1 Clematis bloom
- 
- 



50. Vase/bowl of Sweet Peas: 7 stems any variety or varieties.
51. 1 Hydrangea bloom
52. Vase/bowl of Perennial flower, excluding those in class 52, 55,56
53. Vase/bowl of annual and/or biennial flowers grown in the open, excluding sweet peas.
54. Vase/bowl of flowers grown from bulb, tuber, corm or rhizome.
55. Vase/bowl of three varieties of herbs

HANDICRAFTS

**(Created within the last 5 years and not previously shown.
More than one item may be exhibited)**

56. A painting in watercolours. **Any subject.**
 57. A painting or drawing in other mediums. **Any Subject.**
 58. A tapestry/embroidery or cross stitch item from your own design.
 59. A tapestry/embroidery or cross stitch item from a bought design.
 60. A home-crafted soft item (e.g., embroidery, fabric etc, not named above)
 61. A home-crafted item in Crochet, Knitting.
 62. A home-made card.
 63. A home- crafted hardware item in wood.
 64. A home- crafted item in metal, pottery, ceramics etc.
65. A limerick on **"General elections"** (2 per person max)

PHOTOGRAPHY

**(NO more than 3 items per subject may be exhibited)
Max 7x7 ins white card mount. No captions**

66. A colour print: **"Water in all its forms."**
67. A colour print: **"A favourite place."**





GENERAL GUIDANCE NOTES

1. DO NOT BE PUT OFF SHOWING IF YOUR EXHIBITS ARE NOT IDEAL. AT VILLAGE SHOWS FEW ENTRIES ARE PERFECT, BUT MOST HAVE SOME MERITS WORTH ADDING TO THE DISPLAY.
2. Be sure to stage the EXACT NUMBER of specimens asked for in a class.
3. For all classes, good presentation may be the deciding factor if competition is close (e.g., lettuce roots wrapped in wet tissue).
4. Vegetables should be of good size, but not coarse, and of even size: potatoes ideally not more than 6 oz. each; courgettes 4-6 ins long.
5. Pods of peas and broad beans should be full without being over-mature, uniform and with stalks. Runner beans should not show seeds.
6. Onions should not be peeled green, should have some stalk which should be bound over or be shown as grown. Beetroot and carrot tops should be trimmed to about 3", and roots left intact.
7. Rhubarb should be shown with 3" of leaf blade, and bottom of stick intact.
8. Soft fruit should not be too ripe, should have stalks attached and be of even size. Redcurrants and blackcurrants should be shown on strigs.
9. In floral classes the following are desirable: freshness, colour, size, cleanliness and uniformity. Select good, unmarked foliage and long strong stems.
10. A rose should be half to three-quarters open with a circular outline. In some varieties such as 'National Trust', marking of the outer petals is natural and not a fault.
11. Ideally pot plants should have even growth all round dead blooms and other debris should be removed.
12. Exhibitors in the classes 10-17 are advised for reasons of hygiene to make sure that their produce is covered (**Only 1 layer of cling film**).
13. Handicraft exhibitors are requested to indicate clearly if any part of their exhibit is not home-made (e.g., Exhibit does not include frame).
14. Jams, jelly, preserves etc. to have **new plain lids** or cellophane and plain labels (classes 5-9). Jars to be clean, full and those with screw lids **not to have waxed seals**.
15. Classes **1 to 4, and 17** are open to any child living in the Village or enrolled at the Village School.



ENTRY FORM

Name.....

Address.....

.....

Entry Fees: each item 50p

Late entries: 70p

No fee for children's entries (but entry form still required)

Class Number	Description	£	p

Total £.....

Entries to:
 Burton Bradstock Post Office or Roger Ashman, Shadrach Farm, Shadrack.
 01308 898442





TROPHIES

The winner will hold these for 12 months

LOUIS/MAY BROWN CUP

Presented by Mr and Mrs Louis Brown
for classes 23 to 42: Fruit and Vegetables.

BUGLER CUP

Presented by Miss K Bugler in memory of her mother
for the best exhibit in classes 46 to 48: Roses.

CRACROFT CHALLENGE CUP

Presented by Air vice Marshall Peter Cracroft for the most outstanding exhibit in
classes 49 to 56: Flowers other than roses.

GORDON KNIGHT CUP

Presented by Mr Gordon Knight for the most outstanding exhibit in
classes 44 and 45: Pot Plants.

FLOWER ARRANGER TROPHY

Presented by Miss R Higgs for the most outstanding arrangement
in classes 19 to 22.

COOKERY AND HOME PRODUCE TROPHY

Presented by Mr Len Coles for classes 10 to 15: Cookery and Home Produce.

GROVE HOUSE CUP

Presented by Mrs Nancy Bushell for the best kept allotment.

KNIGHTSMITH TROPHY

Presented by the Knightsmith family for classes 5 to 9: Preserves.

MILLENNIUM TROPHY 2000

Presented by Mrs Nancy Bushell for the best exhibit in classes 57 to 58: Art.

MALLINSON CUP

Presented by Mr and Mrs Justin Mallinson for the most outstanding exhibit in
Classes 59-64: Handicraft.

THE DAVID BARNIKEL CUP

Presented by the Village Society for the best exhibit in classes.
66-67: Photography.

*Note: A points system operates only in the case of
trophies 1, 6 and 8 to facilitate the award.*

.....
**The Village Society meets monthly, for 8 months of the
year at 7.30 pm in the Village Hall. A warm welcome is
extended to new members.**