



**BURTON BRADSTOCK  
VILLAGE SOCIETY**

**Presents**

# **THE VILLAGE FLOWER & PRODUCE SHOW**



**In the VILLAGE HALL  
SATURDAY, 12th July 2025**

**Admission £1 Non-Exhibitors; Exhibitors and Children - Free Entry**

**Doors open at 2.15 pm**

**CUP AWARDS at 3.15 pm**

**ENTRIES CLOSE: WEDNESDAY, 9th JULY 2025 at 8pm**

**Late entries accepted up to 9.30am on day of show at 70p per entry**

**Extra copies of the schedule and entry form may  
be obtained from Burton Bradstock Post Office  
or Library or downloaded from  
[www.burtonbradstockvillage.org/villagesociety](http://www.burtonbradstockvillage.org/villagesociety)**



## SHOW REGULATIONS

1. The Show entries are restricted to individual members of the Village Society, residents and allotment holders, produce grown within the Parish of Burton Bradstock and children enrolled at Burton Bradstock School.
2. Entries close on WEDNESDAY 9th JULY at 8.00pm and all forms must be accompanied by entry fees (if required). **Late entries will be accepted up to 9.30am on the day of the Show at 70p per entry.**
3. All exhibits must be grown or made by competitors, except for Pot Plants which must have been in the competitors' possession for at least six months and not previously exhibited at the Burton Bradstock Show. Materials for flower arrangements need not necessarily be grown by competitors.
4. Preparation facilities at the Show are limited. Exhibits should be prepared in advance as far as possible.
5. Exhibitors must stage their entries between **8.00am** and **10.00am** on the day of the Show. Judging will commence at **10.15am**.
6. Only one person from a household is allowed to exhibit in the same class, except in the Children's, Floral Arrangements, Handicraft and Photography classes. Each exhibitor must complete a SEPARATE ENTRY FORM.
7. Exhibitors are not allowed to make more than one entry in the same class in classes 5-56.
8. The judges are empowered to withhold any prizes if entries are too few or if considered unworthy. In all cases the judges' decision shall be final.
9. Competitors must provide their own vases, plates, etc. but the Village Society cannot accept responsibility for their loss or breakage.
10. Exhibitors are asked to mark entries they wish to keep with NOT FOR SALE notice, available from the organisers. Exhibitors are responsible for removal of such exhibits at 3.15 pm **and not before**. If not removed, it will be assumed they are available for auction.  
The AUCTION will take place at the end of the Show.

**NOTE: ANY EXHIBIT "NOT ACCORDING TO SCHEDULE" MAY BE DISQUALIFIED BY THE JUDGES.**

### ENTRY FEES – CLASSES 5-68

All adult entries: 50p each. Children's entries: free. Late entries: 70p each.

### PRIZES

**1st - £1.50, 2nd - 70p, 3rd - 50p & Highly Commended Certificates**  
**See also under 'TROPHIES'.**



## CHILDREN'S ENTRIES

### Class

1. **Little Chicks and Wagtails** will be working together to create a piece of art to link to our class text 'Water' by Frank Asch. It explores the importance of water to our survival and the planet
2. **Children in School Yr.1&2. Robins:** Clay Flower bowls
3. **Children in School Yr.3&4. Kingfishers:** Roman mosaics
4. **Children in School Yr.5&6. Owls:** Theme "Mount Olympus"

## COOKERY AND HOME PRODUCE

(See note 12 and 14 for Classes 5-17)


5. Jar of jelly: any fruit
6. Jar of jam: any type
7. Jar of lemon curd
8. Jar of marmalade
9. Jar of chutney or Pickle
10. A tea loaf
11. 3 sausage rolls, (max length 4ins)
12. 4 Bakewell tarts, (max diameter 4 ins)
13. 4 cheese scones
14. 4 Eccles cakes, (max diameter 4 ins)
15. 15. Victoria sponge, buttercream & strawberry filling, (max dia. 8 ins)
16. **MEN ONLY:** Lemon meringue pie, (max diameter 8 ins)
17. **UNDER 11 ONLY:** 4 Jam tarts
18. A Bottle of any homemade wine, spirit wine, beer or cider

## OPEN FLORAL EXHIBITS

(oasis may be used if necessary)


19. "Little Gems", (Max diameter 4 ins)
20. A summer arrangement of fruit, flowers & vegetables, (max 12 ins x 12 ins)
21. One colour arrangement of any 5 stems or 5 different stems of the same colour (max 15 ins)
22. A riot of colour in any container, (overall 9 ins)





## OPEN CLASSES

(See General Guidance notes)

23. 3 Courgettes (4 - 6 ins)
  24. 3 Carrots: one variety (see Guidance Notes)
  25. 3 Beetroot (see Guidance Notes)
  26. 4 Pods of Broad Beans
  27. 3 Potatoes: one variety
  28. 3 Onions: this year's crop
  29. 6 Pods of Peas or Mange Touts
  30. 4 varieties of vegetables in a seed tray
  31. 1 Cabbage on 2 ins stalk
  32. 5 Sticks of Rhubarb (see Guidance Notes)
  33. 1 Lettuce (see Guidance Notes)
  34. 5 Spring Onions
  35. An exhibit of any other vegetable not named above
  36. Plate of 6 Strawberries: one variety (to be shown on stalks)
  37. Plate of 8 Raspberries (to be shown on stalks)
  38. 4 Tomatoes with stalks
  39. Plate of 8 Gooseberries with stalks
  40. Plate of Redcurrants: 8 strigs
  41. Plate of Blackcurrants: 8 strigs
  42. An exhibit of any other soft fruit not named above
  43. An amusing, ugly misshapen vegetable or fruit, entitled. **No added props**
  44. 1 Pot plant, flowering: single plant only
  45. 1 Pot plant, cactus or succulent
  46. 1 Rose bloom: remove any extra buds.
  47. Cycle of a Rose bloom: 1 bud in colour, 1 flower in bloom and 1 full blown flower (all the same variety, a single stem of each accepted)
  48. 2 Stems Floribunda (cluster) Roses
  49. 5 Pansy blooms
  50. 1 Clematis bloom
  51. Vase/bowl of Sweet Peas: 7 stems any variety or varieties.
  52. 1 Hydrangea bloom
  53. Vase/bowl of Perennial flower, excluding those in class 52 & 55
  54. Vase/bowl of annual and/or biennial flowers grown in the open, excluding sweet peas
  55. Vase/bowl of flowers grown from bulb, tuber, corm or rhizome
  56. Vase/bowl of three varieties of herbs
- 
- 



## HANDICRAFTS

(Created within the last 5 years and not previously shown.  
More than one item may be exhibited)

- 57. A painting in watercolours. **Any subject**
- 58. A painting or drawing in any other medium. **Any subject**
- 59. A tapestry/embroidery or cross stitch item from a bought design
- 60. A home-crafted soft item (e.g., embroidery, fabric etc, not named above)
- 61. A home-crafted item in Crochet or Knitting
- 62. A homemade card
- 63. Craft item from naturally gathered materials
- 64. A home-crafted hardware item in wood
- 65. A home-crafted item in metal, pottery, glass etc
  
- 66. A limerick on **"Electric cars"** (2 per person max)

## PHOTOGRAPHY



(NO more than 3 items per subject may be exhibited)  
Max 7x7 ins white card mount. No captions

- 67. A colour print: **"The beauty of trees"**
- 68. A colour print: **"Reflections"**





## GENERAL GUIDANCE NOTES

1. DO NOT BE PUT OFF SHOWING IF YOUR EXHIBITS ARE NOT IDEAL. AT VILLAGE SHOWS FEW ENTRIES ARE PERFECT, BUT MOST HAVE SOME MERITS WORTH ADDING TO THE DISPLAY.
  2. Be sure to stage the EXACT NUMBER of specimens asked for in a class.
  3. For all classes, good presentation may be the deciding factor if competition is close (e.g., lettuce roots wrapped in wet tissue).
  4. Vegetables should be of good size, but not coarse, and of even size: potatoes ideally not more than 6 oz. each; courgettes 4-6 ins long.
  5. Pods of peas and broad beans should be full without being over-mature, uniform and with stalks. Runner beans should not show seeds.
  6. Onions should not be peeled green, should have some stalk which should be bound over or be shown as grown. Beetroot and carrot tops should be trimmed to about 3", and roots left intact.
  7. Rhubarb should be shown with 3" of leaf blade, and bottom of stick intact.
  8. Soft fruit should not be too ripe, should have stalks attached and be of even size. Redcurrants and blackcurrants should be shown on strigs.
  9. In floral classes the following are desirable: freshness, colour, size, cleanliness and uniformity. Select good, unmarked foliage and long strong stems.
  10. A rose should be half to three-quarters open with a circular outline. In some varieties such as 'National Trust,' marking of the outer petals is natural and not a fault.
  11. Ideally pot plants should have even growth all round dead blooms and other debris should be removed.
  12. Exhibitors in the classes 10-17 are advised for reasons of hygiene to make sure that their produce is covered (**Only 1 layer of cling film**).
  13. Handicraft exhibitors are requested to indicate clearly if any part of their exhibit is not home-made (e.g., Exhibit does not include frame).
  14. Jams, jelly, preserves etc. to have **new plain lids** or cellophane and plain labels (classes 5-9). Jars to be clean, full and those with screw lids **not to have waxed seals**.
  15. Classes **1 to 4, and 17** are open to any child living in the Village or enrolled at the Village School.
- 
- 

# ENTRY FORM

Name.....

Address.....

Entry Fees: each item 50p

Late entries: 70p

No fee for children's entries (but entry form still required)

[illegible]

Total                      £.....

**Entries to:**

Burton Bradstock Post Office or Roger Ashman, Shadrach Farm, Shadrack.

01308 898442





## **TROPHIES**

**The winner will hold these for 12 months**

### **LOUIS/MAY BROWN CUP**

Presented by Mr and Mrs Louis Brown  
for classes 23 to 42: Fruit and Vegetables.

### **BUGLER CUP**

Presented by Miss K Bugler in memory of her mother  
for the best exhibit in classes 46 to 48: Roses.

### **CRACROFT CHALLENGE CUP**

Presented by Air vice Marshall Peter Cracroft for the most outstanding exhibit in  
classes 49 to 56: Flowers other than roses.

### **GORDON KNIGHT CUP**

Presented by Mr Gordon Knight for the most outstanding exhibit in  
classes 44 and 45: Pot Plants.

### **FLOWER ARRANGER TROPHY**

Presented by Miss R Higgs for the most outstanding arrangement  
in classes 19 to 22.

### **COOKERY AND HOME PRODUCE TROPHY**

Presented by Mr Len Coles for classes 10 to 15: Cookery and Home Produce.

### **GROVE HOUSE CUP**

Presented by Mrs Nancy Bushell for 64 & 65: Handicraft wood , metal etc

### **KNIGHTSMITH TROPHY**

Presented by the Knightsmith family for classes 5 to 9: Preserves.

### **MILLENNIUM TROPHY 2000**

Presented by Mrs Nancy Bushell for the best exhibit in classes 57 to 58: Art.

### **MALLINSON CUP**

Presented by Mr and Mrs Justin Mallinson for the most outstanding exhibit in  
Classes 59-64: Handicraft.

### **THE DAVID BARNIKEL CUP**

Presented by the Village Society for the best exhibit in classes.  
66-67: Photography.

*Note: A points system operates only in the case of  
trophies 1, 6 and 8 to facilitate the award.*

.....  
**The Village Society meets monthly, for 8 months of the  
year at 7.30 pm in the Village Hall. A warm welcome is  
extended to new members.**

Printed by VertiWorks • 01308 480800

